



Printable ring size chart (method 3)


Print this PDF file. Check the image size before printing. It should be printed in actual scale, rather than resized to match the printer or paper size.


Take one of your existing rings that already fits your finger well and **place it over different circles** (different sizes) until you find the best match.

Make sure that the circle on the page matches the inner circumference of the ring.


If you are between two sizes, choose the larger.


Size 50





15,9 mm


Size 52





16,6 mm


Size 54





17,2 mm


Size 56




17,8 mm

Size 58




18,5 mm